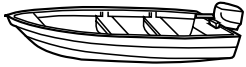


▼ Orion Deluxe Canvas Boat Cover • Hurricane™ Polyester Canvas Boat Cover • Weatherproof™ Canvas Boat Cover - Models AA-E



V-Hull Fishing Boats
Model AA: 12' - 14'
 Beam width to 68"
Model A: 14' - 16'
 Beam width to 75"



Tri-Hull Runabouts
 Inboard or outboard
Model B: 14' - 16'
 Beam width to 90"



**Bass Boats
 (Aluminum)**
Model B: 14' - 16'
 Beam width to 90"



**Bass Boats
 (Pro-Style)**
Model C: 16' - 19'
 Beam width to 98"



Fish and Ski Boats
 Inboard or outboard
Model C: 16' - 19'
 Beam width to 98"



V-Hull Runabouts
 Inboard or outboard
Model B: 14' - 16'
 Beam width to 90"
Model D: 16' - 19'
 Beam width to 102"
Model E: 20' - 22'
 Beam width to 106"

▼ Silver-Tech Polyester Boat Cover - Models AA-D



V-Hull Fishing Boats
Model AA: 12' - 14'
 Beam width to 68"
Model A: 14' - 16'
 Beam width to 75"



Tri-Hull Runabouts
 Inboard or outboard
Model B: 14' - 16'
 Beam width to 90"



**Bass Boats
 (Aluminum)**
Model B: 14' - 16'
 Beam width to 90"



**Bass Boats
 (Pro-Style)**
Model C: 16' - 19'
 Beam width to 98"



Fish and Ski Boats
 Inboard or outboard
Model C: 16' - 19'
 Beam width to 98"



V-Hull Runabouts
 Inboard or outboard
Model B: 14' - 16'
 Beam width to 90"
Model D: 16' - 19'
 Beam width to 102"

▼ Waterproof PE Tarpaulin Boat Cover - Models A-E



V-Hull Fishing Boats
Model A: 14' - 16'
 Beam width to 75"



Tri-Hull Runabouts
 Inboard or outboard
Model B: 14' - 16'
 Beam width to 90"



**Bass Boats
 (Aluminum)**
Model B: 14' - 16'
 Beam width to 90"



**Bass Boats
 (Pro-Style)**
Model C: 16' - 19'
 Beam width to 98"

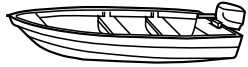


Fish and Ski Boats
 Inboard or outboard
Model C: 16' - 19'
 Beam width to 98"



V-Hull Runabouts
 Inboard or outboard
Model B: 14 - 16'
 Beam width to 90"
Model D: 16 - 19'
 Beam width to 102"
Model E: 20 - 22'
 Beam width to 106"

▼ Water Resistant Nylon Boat Cover - Models A-D



V-Hull Fishing Boats
Model A: 14' - 16'
 Beam width to 75"



Tri-Hull Runabouts
 Inboard or outboard
Model B: 14' - 16'
 Beam width to 90"



Bass Boats (Aluminum)
Model B: 14' - 16'
 Beam width to 90"



Bass Boats (Pro-Style)
Model C: 16' - 19'
 Beam width to 98"



Fish and Ski Boats
 Inboard or outboard
Model C: 16' - 19'
 Beam width to 98"



V-Hull Runabouts
 Inboard or outboard
Model B: 14' - 16'
 Beam width to 90"
Model D: 16' - 19'
 Beam width to 102"


▼ Hurricane™ Polyester Canvas Pontoon Boat Cover™ - Models A-C



Pontoon Boats
Model A: 17' - 20'
 Beam width to 96"



Pontoon Boats
Model B: 21' - 24'
 Beam width to 96"

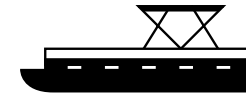


Pontoon Boats
Model C: 25' - 28'
 Beam width to 96"

▼ Weatherproof™ Canvas Pontoon Boat Cover - Models A & B



Pontoon Boats
Model A: 17' - 20'
 Beam width to 75"



Pontoon Boats
Model B: 21' - 24'
 Beam width to 90"

▼ Weather Protected Nylon Boat Blind & Covers



10' - 13'
V-Hull Fishing & Jon Boats
 2 Hunters



14' - 16'
V-Hull Fishing & Jon Boats
 3 Hunters



17' - 19'
V-Hull Fishing & Jon Boats
 3 Hunters

▼ Weather Protected Nylon Canoe Blind & Cover



13' - 15' Canoes
 2 Hunters



15' - 17' Canoes
 3 Hunters

▼ Water Resistant Nylon Personal Watercraft Cover



Personal Watercraft
1 Person PWC
 Fits PWCs with a girth up to 271"




Personal Watercraft
1-2 Person PWC
 Fits PWCs with a girth up to 271-294"

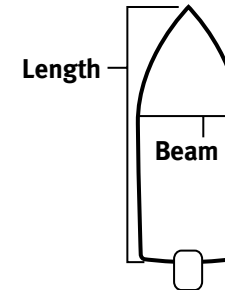


Personal Watercraft
2-3 Person PWC
 Fits PWCs with a girth up to 294-318"

Notes on cover sizing:



Girth- Refers to the circumference of a watercraft.
 *This measurement is used for Personal Watercraft.



Length- Refers to the overall measurement of the boat from the point of the bow to the furthest point aft to the stern, not including the engine.
Beam- Refers to the widest overall point of the boat.